

Tuesday 12th January 2021

UK's Landscape



LO. To identify physical and human features of the UK

Human vs Physical

What is the difference between Human and physical geography? Take a minute to have a think about this question.

Human Geography

Human geography focuses on where people live, what they **do**, and how they use the land.

Human geographers might study why cities and towns develop in certain places.

Examples of some human features are buildings, bridges, roads.

Physical Geography

Physical geography is the study of the Earth's natural **features**, such as mountains, rivers, deserts and oceans. In **physical geography**, landforms and how they change are studied, as well as climate and its effects.



1. Human or Physical?

Big Ben, London




2. Human or Physical?

Angel of the North, Gateshead



3. Human or Physical?

Durdle Door on the Jurassic Coast, Dorset





4. Human or Physical?

Wembley Stadium, London



5. Human or Physical?


Ben Nevis, the highest mountain in UK (Scotland)



6. Human or Physical?

Forest of Dean in Gloucestershire






7. Human or Physical?
Clifton Suspension Bridge, Bristol



8. Human or Physical?

The River Severn (longest river in the UK)





9. Human or Physical?

The Giant's Causeway, Northern Ireland



Let me explain what I
would like you to do for
this lesson....



Human Features	Physical Features
ENGLAND	
SCOTLAND	
WALES	
NORTHERN IRELAND	

